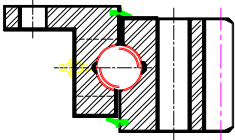
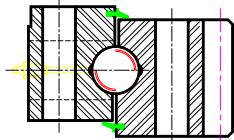


TSR SLEW BEARINGS



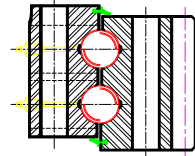
100 & 200 Series

- Light duty series
- Flanged
- Internal, External or Non - geared



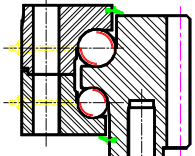
300 & 003 Series

- Ball raceway
- Internal, External or Non - geared
- Split ring option



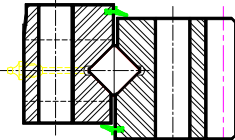
400 Series

- Double Ball raceway
- Internal, External or Non - geared
- Split ring option



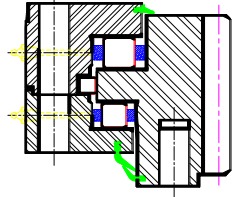
500 Series

- Ball raceway
- Three piece body
- Internal, External or Non - geared



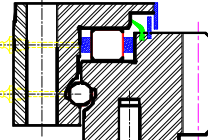
600 & 006 Series

- Crossed Roller raceway
- Internal, External or Non - geared
- Split ring option



700 Series

- Three row roller raceway
- Internal, External or Non - geared



800 Series

- Combination elements
- Internal, External or Non - geared

Designation

200 / 0955 . 30 . 01 . 1 - I T

1. Series

2. PCD Of Main Rolling Elements.

3. Diameter Of Rolling Elements

4. Variation Number.

5. Part Assembly Number.

6. Gearing

I – Internal

E – External

N- Non Geared

7. Material Heat Treatment

N – Normalized

T – Quench And Tempered

I – Induction Hardened



Titanus SLEW RINGS